


Downloading Vsee

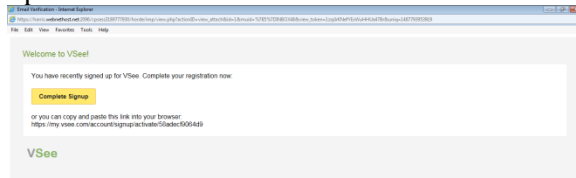
1. Open a web browsers (I am going to use internet Explorer)
2. In the address bar type in vsee.com press enter.



3. Enter an email address to create an account.



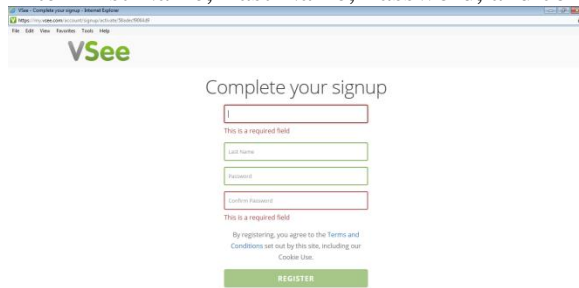
4. An activation email is on its way to your inbox, check your inbox for the email. If you don't see it in a few minutes check your trash or junk folder.
5. Open email and follow the link



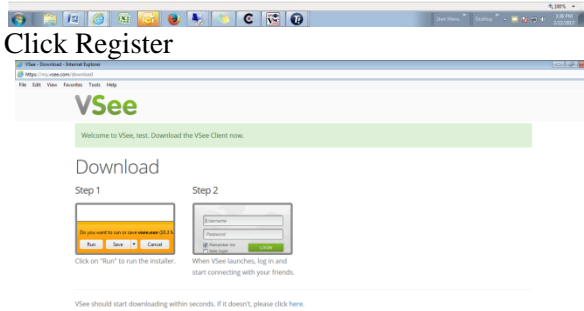
6. Click on Complete signup



7. Enter First Name, Last Name, Password, and confirm Password.

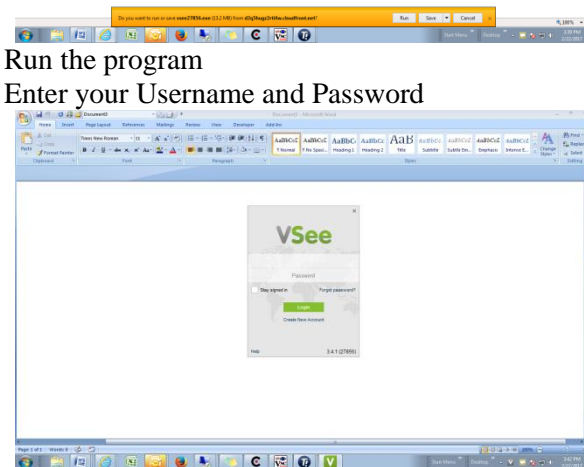


8. Click Register

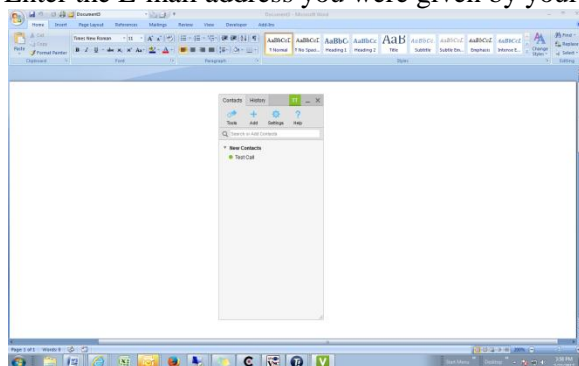


9. Run the program

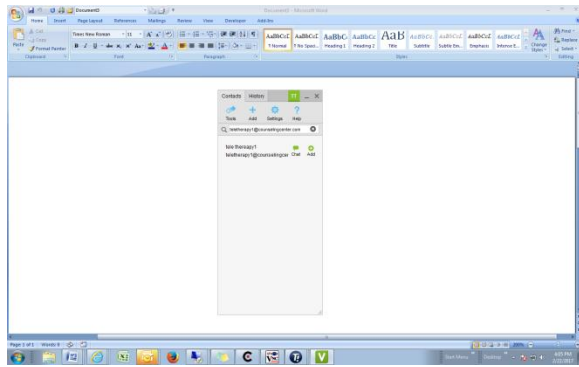
10. Enter your Username and Password



11. Enter the E-mail address you were given by your Doctor.



12. Click Add



13. To make a call press the call button.

